



STARK COUNTY INFLUENZA SNAPSHOT, WEEK 14

Week ending April 10, 2010. With updates through 04/18/2010.

All data are preliminary and may change as more reports are received.

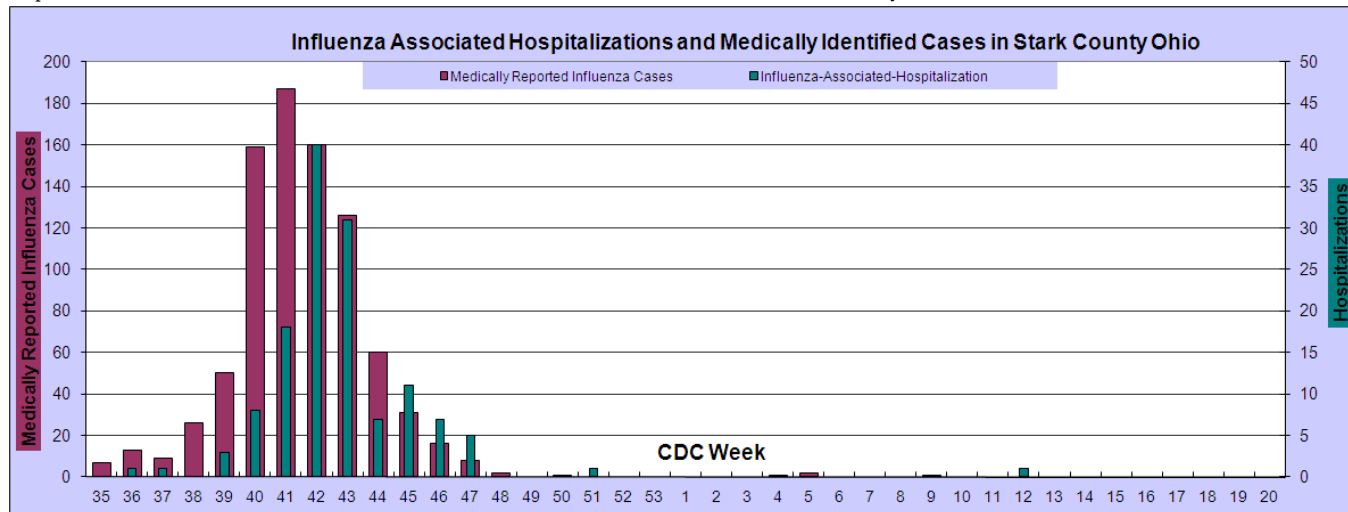
During week 14, (April 4 – April 10, 2010) flu activity at the local and national levels declined from week 13. However, two states in the Southeast continue to report regional activity.

- Reports of Influenza-Like-Illness (ILI), from two Stark County Sentinel Providers, revealed NO patient visits for ILI. The National level of ILI visits **dropped** to 0.9%. The National level is well below the baseline level of 2.3%. (Graph 2)
- The percentage of visits to emergency departments in Stark County, displaying symptoms consistent with Constitutional and Respiratory (C & R) syndromes, **decreased** to 19.83%. This percentage is below expected for this time of year. The number of total patient visits, by Stark County residents, to emergency departments **increased slightly** to an average of 513 hospital emergency room visits per day. The amount of visits by Stark County residents continues to exceed the predicted value. For week 14 the predicted value is 456. (Graph 3)
- Sales of Cough/Cold Products and Thermometers both remain below expected levels. (Graph 4)
- National geographic indicators of influenza indicated reduced geographical activity; with only Georgia and Alabama reporting Regional Activity. The remaining 46 continental states reported only sporadic or no activity. The state of Ohio remains at **sporadic** geographic influenza activity. (See National map)
- The CDC received two additional reports of Influenza-Associated pediatric deaths, one each from Texas and New York. This season **272 pediatric deaths** have been reported, this is more than double the 2008/2009 season and more than triple the 2006/2007 season. (See graph 6)
- Nationally, the CDC identified > **98%** of cocirculating strains of influenza (seasonal influenza A (H1), A (H3), and 2009 influenza A (H1N1) and influenza B) as *2009 influenza A (H1N1)*. The remaining cocirculating strains of influenza are influenza A (H3).
- National Pneumonia and Influenza (P & I) Mortality Surveillance **decreased to 7.0%** of all deaths reported through the 122 Cities Mortality Reporting System as due to P & I. This percentage is **below** the epidemic threshold of 7.7% for week 14.
- No influenza-associated hospitalizations or medically reported cases of influenza were reported in Stark County this week. (Graph 1)
- 859 medically reported cases of non hospitalized influenza were reported in Stark County during the current season; along with an additional 134 cases of influenza-associated hospitalization. Thus leading to a total 993 Stark County residents identified as having influenza during the 2009-2010 season. Identification was determined either by confirmation with a rapid influenza test or viral culture.
- Of the 134 influenza-associated hospitalizations reported this season, 45 were confirmed with the *2009 influenza A (H1N1)* strain.
- Demographics for the medically reported cases not hospitalized are: average age for this season is 16.7 years with a range of 4 months to 79 years and a median of 11 years, 64% are 5 to 24 years.
- Hospitalized cases ranged in age from ≤ 1 month to 80 years with a median of 37 years. The most affected age group, based on percentage, is 25-50 years at 35%. Young children, aged 0-4 years have been hospitalized at the highest rate, >7 per 10,000 population.
- International Activity - Currently, 2009 H1N1 flu activity is highest in parts of Southeast Asia, West Africa, and the tropical regions of the Americas. In the temperate areas of the Northern and Southern Hemisphere, 2009 H1N1 virus continues to circulate at low levels. Seasonal influenza B viruses continue to circulate in East Asia and have been detected at low levels across parts of Europe.

For questions, or to receive this report weekly by email, send requests to either chenning@cantonhealth.org or schanzk@starkhealth.org.

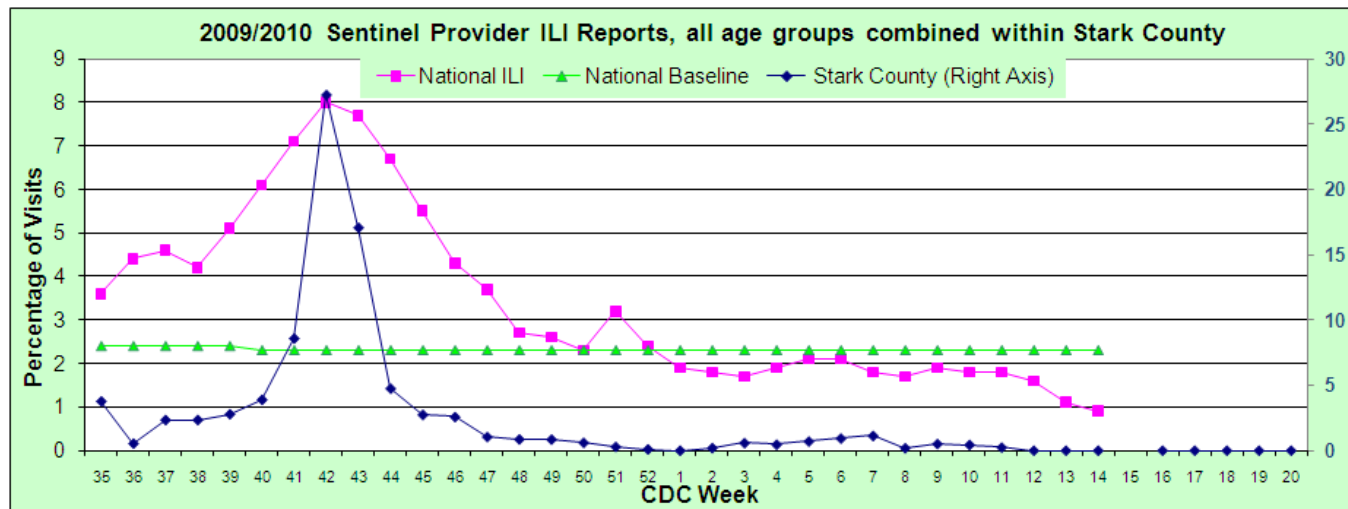
Graph 1: Influenza Cases reported to Local Health Departments

Note: Influenza is only reportable if associated with a hospitalization; therefore, this only represents a small number of actual influenza cases in Stark County.



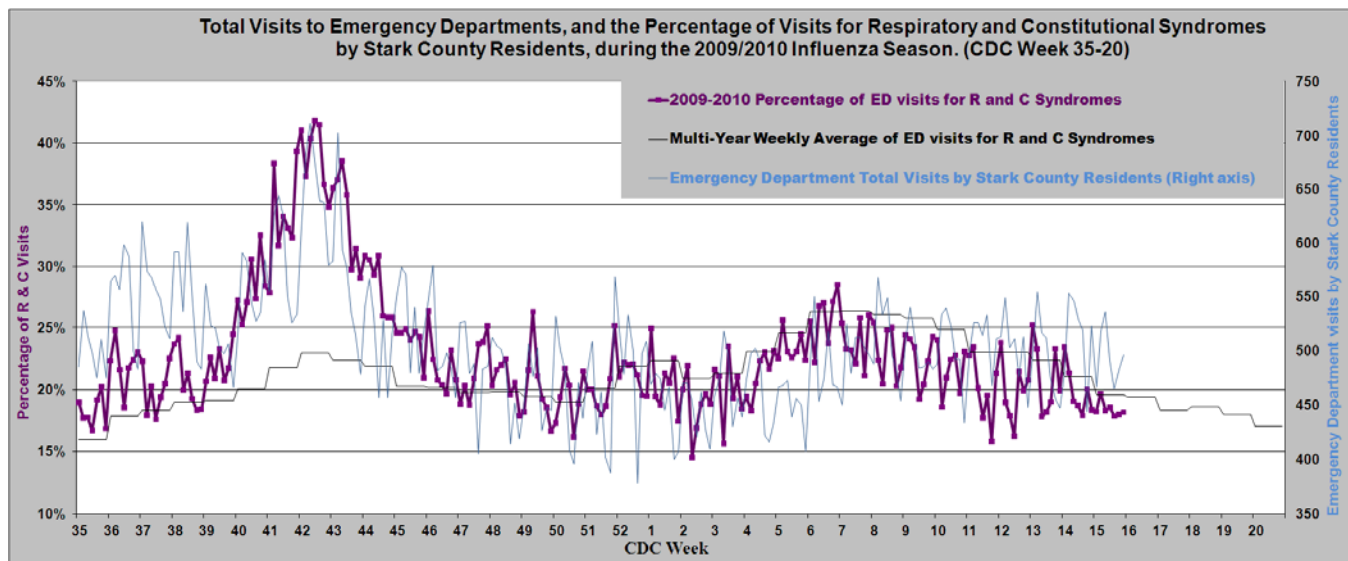
Graph 2: Sentinel Provider Reported Influenza-Like-Illness in Stark County

Sentinel Providers-An influenza sentinel provider conducts surveillance for influenza-like illness (ILI) in collaboration with the state health department and the Centers for Disease Control and Prevention (CDC). Data reported by Stark Counties 4 provider's are combined with other influenza surveillance data to provide a national picture of influenza virus and ILI activity.



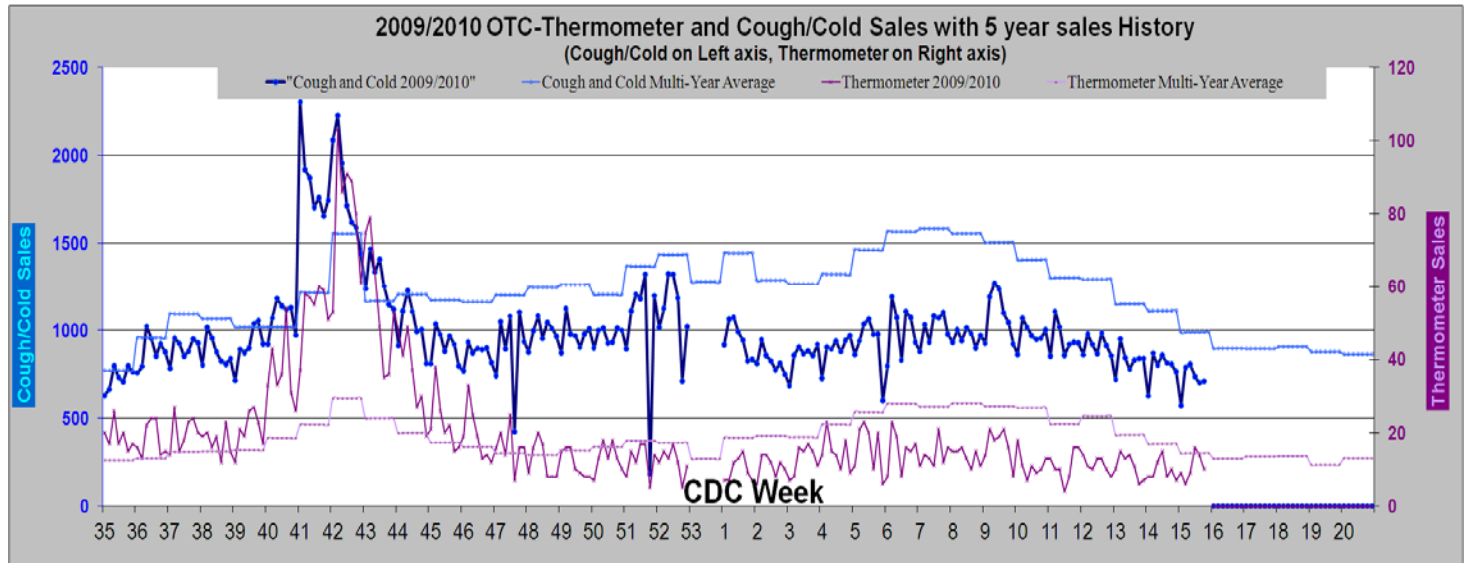
Graph 3: Emergency Department Visits for combined Respiratory and Constitutional Syndromes

(Source Health Monitoring Systems, EpiCenter, hospital patient visit surveillance system)



Graph 4: Over-The-Counter Sales of Cough/Cold Product Sales in Stark County Over-The-Counter Sales of Thermometers in Stark County

Source: RODS Real time Outbreak Disease Surveillance, Retail pharmaceutical sales.



Graph 6: Number of Influenza-Associated Pediatric Deaths by Week of Death.

Source: www.cdc.gov/flu

